

INOC Inovestor Canada Index searches for stocks with high levels of **economic profit**. The Index is comprised of an equal-weighted portfolio of 25 large-capitalization, Canadian-listed companies, designed to provide exposure to **high-quality firms that trade at a reasonable price** with the best rankings in Inovestor's stock selection model.

### Selection Criteria – StockPointer (SP) Scores for the 25 Best Canadian Stocks

- SP Score – 50% Performance Metrics and 50% Risk Metrics
- 25 Companies with the highest SP scores included in the portfolio
- Stocks are rebalanced quarterly

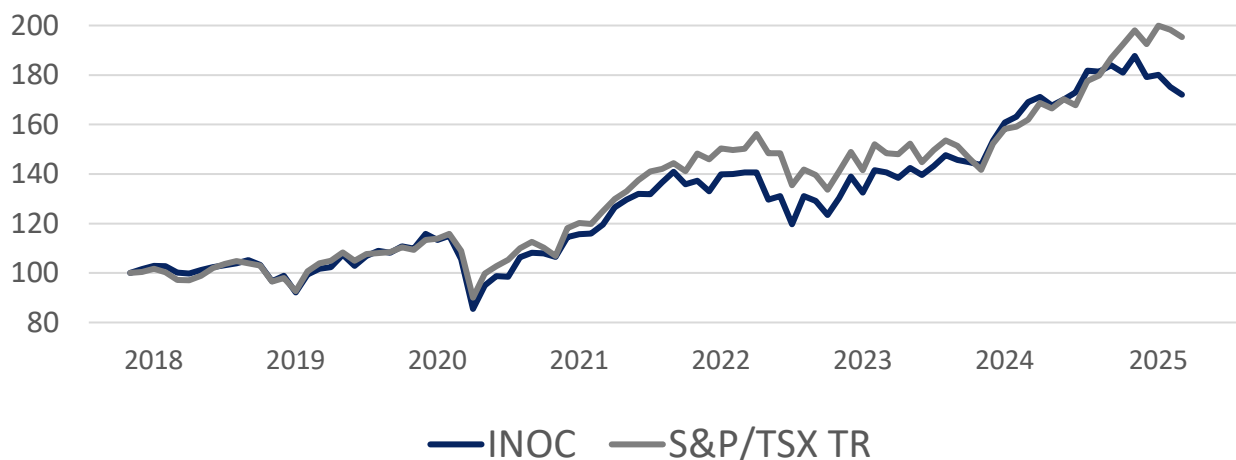
### Selection Criteria

Performance Factors	Risk Factors
Performance Index	Price / Intrinsic Value
Free Cash Flow / Capital	Price / Average Intrinsic Value
Growth of Economic Profit	Future Growth Value
Business Stability	Business Stability
Long-Term Dividend Growth	Financial Leverage
Long-Term EPS Growth	Revenues

### Key Characteristics

Since Inception	INOC	S&P/TSX TR
Annualized Return (%)	7.6	9.5
Standard Deviation (%)	38.5	14.2
Max Drawdown (%)	39.4%	37.2%
Sharpe Ratio	0.51	0.57
Sortino Ratio	1.86	0.83
Index Correlation	0.30	1.0
R-Squared	0.09	1.0
Beta	0.80	1.0
Alpha (%) (Annualized)	-1.9	0.0

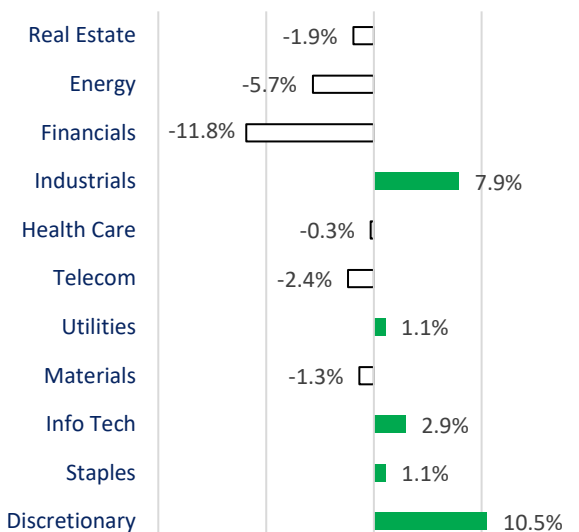
### Performance Since Inception As of 31/03/2025



## Top 10 Holdings

Security Name. As of 31/03/2025	Weight
DOLLARAMA INC	5.13%
NORTH WEST CO INC (THE)	4.99%
EMERA INC	4.96%
Intact Financial Corp	4.94%
RB GLOBAL INC	4.52%
Restaurant Brands intl Inc	4.46%
CCL Industries Inc	4.23%
Canadian National Railway Co	4.13%
First National Financial Corp	4.12%
ALIMENTATION COUCHE-TARD INC	4.11%

## Sector deviation (vs. S&amp;P/TSX) As of 31/03/2025



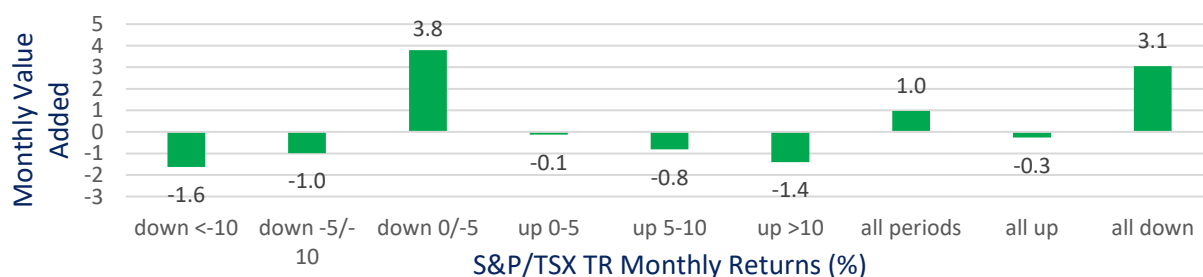
## Annualized Returns

As of 31/03/2025	YTD	1M	3M	6M	1Y	3Y	5Y	SI
INOC	-4.0	-1.7	-4.0	-6.4	0.6	7.0	15.0	7.6
S&P/TSX TR	1.5	-1.5	1.5	4.6	15.8	7.8	16.8	9.49
Difference	-5.5	-0.2	-5.5	-11.0	-15.3	-0.8	-1.7	-1.9

## Calendar Returns

As of 31/03/2025	2019	2018	2019	2022	2023	2024
INOC	23.0	2.1	20.89	-5.28	21.32	11.43
S&P/TSX TR	22.9	5.6	25.1	-5.8	11.8	21.7
Difference	0.1	-3.5	-4.2	0.6	9.6	-10.2

## Value Added As of 31/03/2025



Founded in 1999, **Inovestor** is a leading provider of professional digital financial platforms and services such as the software platforms StockGuide and StockPointer. Leading Canadian investment advisors, banks, insurance companies and exchanges have been relying on Inovestor's fundamental data and analytics to make optimal investment decisions. Inovestor has offices in Montreal Canada and Greenwich in the U.S.

Information provided by Inovestor or included in this presentation should not be used as the sole basis for making investment decisions. GPI cannot guarantee the accuracy, completeness, timeliness, or correct sequencing of any of the information processed by Inovestor including, but not limited to information originated by Inovestor or gathered by Inovestor from external providers or publicly available sources. There may be delays, omissions, or inaccuracies in the information.